

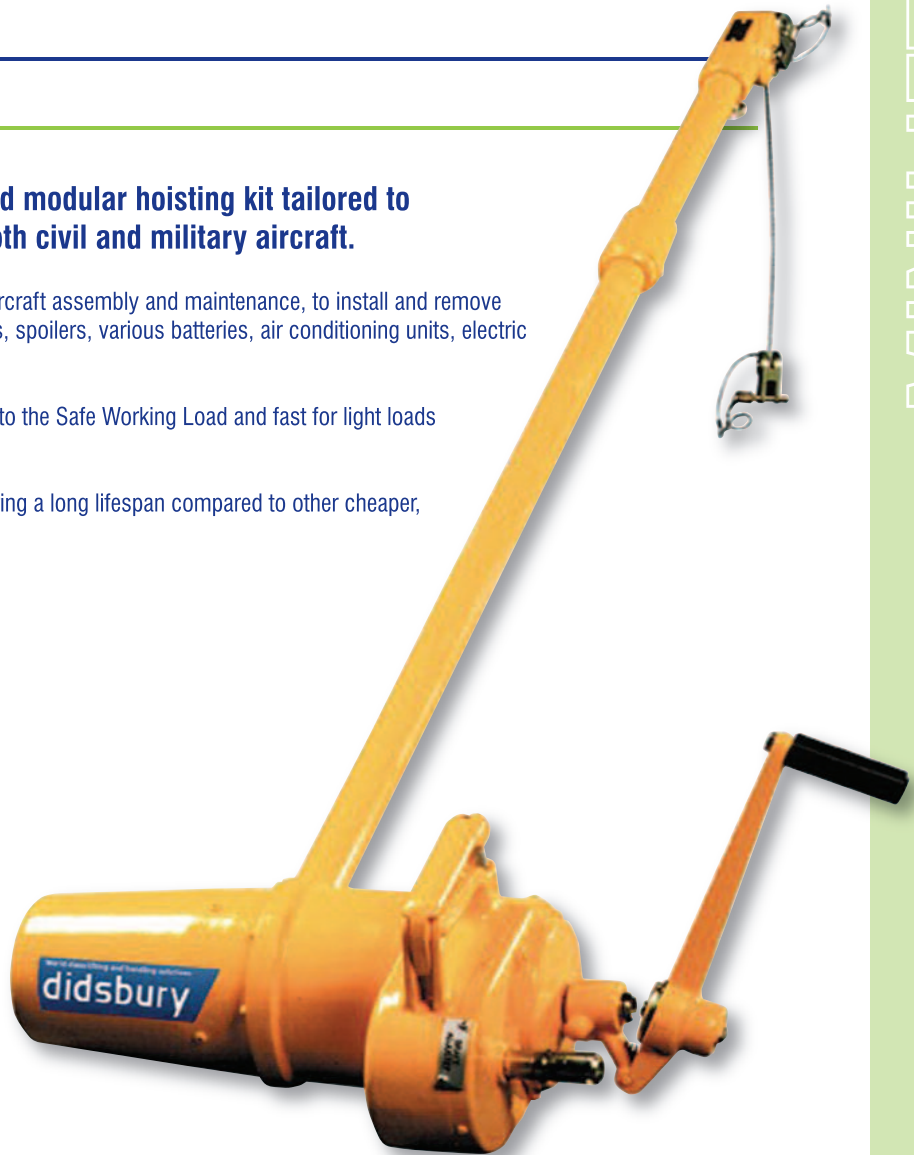
## MINILIFT

**The MINILIFT is a manually operated modular hoisting kit tailored to perform a specific application on both civil and military aircraft.**

It is extensively used in confined spaces during aircraft assembly and maintenance, to install and remove APUs, engines, actuators, fairings, doors, ailerons, spoilers, various batteries, air conditioning units, electric packs and landing gears.

It has two lifting speeds, slow for heavy loads up to the Safe Working Load and fast for light loads (1/3 x SWL or less) or for winding cable in or out.

Didsbury Hoists are very robust and reliable, offering a long lifespan compared to other cheaper, more disposable hoists.

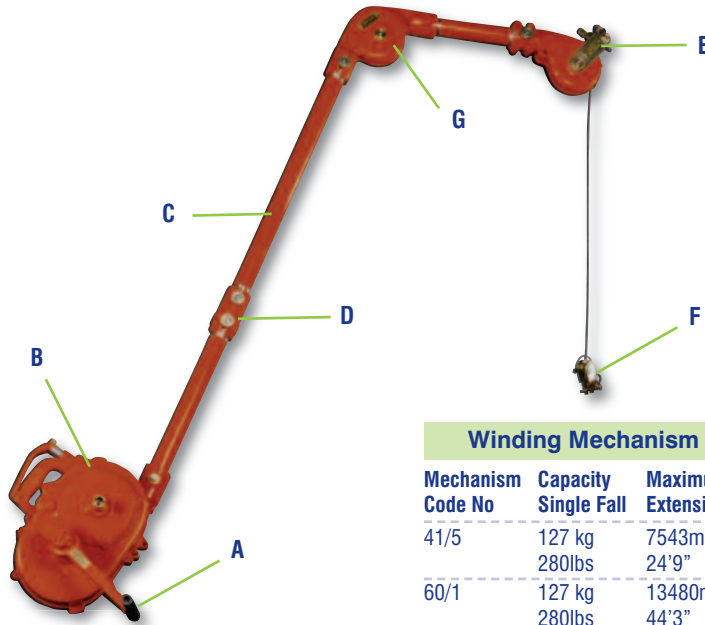


### Features and benefits of the Didsbury Hoists are:

- A totally enclosed cable drum, preventing snagging of cable
- Unique cable layering system, allowing the cable to be wound in or out, with or without a load on the hook
- Easy cable wind out facility, allowing easy feed out of cable without pulling
- Fast, accurate and controlled descent with wind facility for final positioning
- Powder coated in your chosen colour providing a durable finish, which can even be branded with your logo.
- Two speed manual operation with air drive option for powered lifting, minimising operator fatigue
- Simple but effective dual braking system
- Instantaneous fail safe, ensuring load never falls out of control
- Low operator effort required on over-load protection winding handle
- Various quick change cable end fittings
- Versatile fittings in modular form

## Components

- A. Winding handle
- B. Winding mechanism
- C. Extension tube
- D. Tube coupling
- E. Top sheath
- F. Detachable hook or shackle
- G. Angle changer



## Winding Mechanism

Manual mechanical operation.

Torque limit winding handle.

Two winding shafts – giving slow or fast winding ratio options.

Winding is through a fail safe brake system.

Unique cable drum gives controlled single layering enabling precise wind-in/wind-out facility.

Governor controlled rate of descent.

Air motor drive available.



### Winding Mechanism Capacities


Mechanism Code No	Capacity Single Fall	Maximum Cable Extension	Weight
41/5	127 kg 280lbs	7543mm 24'9"	10kg 22lbs
60/1	127 kg 280lbs	13480mm 44'3"	18kg 40lbs
42/1	254kg 560lbs	7518mm 24'8"	13kg 28lbs
43/1	508kg 1120lbs	6628mm 21'9"	19kg 41lbs
54/75	914kg 2016lbs	6552mm 21'6"	21kg 47lbs
44/80	1270kg 2800lbs	4800mm 15'9"	26kg 58lbs
91/16	500kg 1100lbs	9400mm 30'10"	21kg 47lbs
91/17	250kg 550lbs	11800mm 38'8"	21kg 47lbs

## Extension Tubes and Couplings

Extension tubes are fitted between the winding mechanism and the top sheath to facilitate a convenient winding position and act as a cable guide.

Tubes are available in pre-set lengths or manufactured to suit special requirements.

Tubes can be joined by the use of a tube coupling or tube angle changer.



## Top Sheaths

Top sheaths are used to suspend the hoist system from the support point.



## Lifting Attachments

Standard and special attachments can be supplied to suit any type of load.



**Didsbury has official repair and maintenance centres around the world to service its lifting and handling equipment.**

### Notes:

1. Only a small selection of ancillary equipment is illustrated. Details of further equipment is available on request.
2. Didsbury Engineering Co. Ltd. reserves the right to alter specifications without prior notice.

### Didsbury Engineering Co.Ltd

LOWER MEADOW ROAD, BROOKE PARK, HANDFORTH, WILMSLOW, CHESHIRE SK9 3LP

TEL: +44 (0)161 486 2200 FAX :+44 (0)161 486 2211 EMAIL: sales@didsbury.com WEB: www.didsbury.com